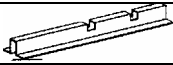






























































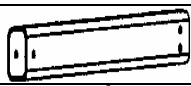












**Portofino Pro Sing 2 U Diagram & parts list**

























# Parts List























*All nuts & bolts are in Metric system*














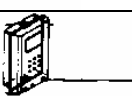










Item No	Parts Name	Diagram	Qty (Pcs)
2PS-01	Lower cross base		1
2PS-02	Cross base end cap		4
2PS-03	Cross Base Insert		1
2PS-04	Upper cross base		1
2PS-05	Alan Head bolt – M8*30		4
2PS-06	Washer		9
2PS-07	Rotating Base		1
2PS-08	Alan Head bolt – M8*20		5
2PS-09	H style support base		1
2PS-10	Base cover		1
2PS-11	Main pole Supportive tube		1
2PS-12	Stainless steel bolt M6*25		2
2PS-13	Riveting nut M6*dia.9		2
2PS-14	Gasket		1
2PS-15	Thumbscrew knob		2
2PS-16	AC power socket -+		1
2PS-17	Stainless steel screw-dia.2.9*9.5		2
2PS-19-1	Crank handle cap		
2PS-19-2	Alan head bolt—M6*35		
2PS-19-3	Columnar sleeve		
2PS-19-4	Washer		
2PS-19-5	Crank handle		
2PS-19-6	Crank arm		
2PS-19-7	Built-in baffle spring		
2PS-19-8	Stainless steel bolt-M5*35		


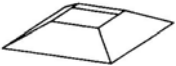
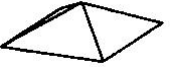
2PS-19-9	Crank housing cover		
2PS-19-10	Pawl		
2PS-19-11	Pawl spring		
2PS-19-12	Pawl baffle		
2PS-19-13	Alan head bolt-M5*10		
2PS-19-14	Washer		
2PS-19-15	Crank axle		
2PS-19-16	Bearing 51100		
2PS-19-17	Sprocket wheel		
2PS-19-18	Spring		
2PS-19-19	Main axle		
2PS-19-20	Round pin		
2PS-19-21	Axle sleeve A		
2PS-19-22	Rope wheel		
2PS-19-23	Axle sleeve B		
2PS-19-24	Nut M5*dia.7		
2PS-20	Main pole		1
2PS-21	Tubular nut dia.6*58		1
2PS-22	Pulley		5
2PS-23-1	Décor cap for smooth runner housing		8
2PS-23-2	Alan head bolt M6*52		4
2PS-23-3	Lock nut M6		4
2PS-23-4	Alan head bolt M8*40		1
2PS-23-5	Lock nut M8		1
2PS-23-6	Smooth runner (right)		1
2PS-23-7	Plastic washer		2

2PS-23-8	Trigger axle		1
2PS-23-9	Trigger		1
2PS-23-10	Spring		1
2PS-23-11	Elastic Pin		1
2PS-23-12	Rivet dia.2.9*17		1
2PS-23-13	Wheel		4
2PS-23-14	Wire-pressing board A		1
2PS-23-15	Wire-pressing board		1
2PS-13-16	Smooth runner(left)		1
2PS-24	Positioning piece		1
2PS-25	Stainless steel screw dia.4*12		1
2PS-26	Lower support arm 61"		1
2PS-27	Lower support arm connector		1
2PS-28	Stainless steel bolt-M5*30		1
2PS-29	Clamp		1
2PS-30	Washer for clamp		1
2PS-31	Stainless steel bolt-M5*40		6
2PS-32	Lock nut M5		7
2PS-33	Tubular nut (dia.6*24.8)		1
2PS-34	Stainless steel bolt M4*8		4
2PS-35	Lock washer – dia.6		6
2PS-36	Lower support arm connector bracket		1
2PS-37	Tubular nut - M6*33.9		1
2PS-38	Upper support arm 32.28"		1

2PS-39	Plastic cap		1
2PS-40	Stainless Steel bolt – M6*40		2
2PS-41	Lock nut M6		2
2PS-42	Top holder		1
2PS-43	Cover piece		1
2PS-44	Stainless steel screw dia.2.9*9.5		2
2PS-45	Alan Head bolt – M5*16		2
2PS-46	Block piece to prevent rope moving out of pulley		1
2PS-47	Long rib - 81"		4
2PS-49	Rib End cap		15
2PS-50	Protective washer		8
2PS-51	Return arm A 27"		4
2PS-52	Rib End cap		8
2PS-53	Rib connector		8
2PS-54	Stainless Steel screw (M4x12)		27
2PS-55	Stainless Steel bolt – M5*25		16
2PS-56	Lock nut M5		20
2PS-57	Fabric hook		8
2PS-58	Short rib - 58"(1.0mm thickness)		3
2PS-60	Return arm B 26"		4
2PS-61	Vent top support arm		8
2PS-62	Sleeve for rib		1
2PS-63	Washer for rib sleeve		4
2PS-64	Flat Washer		22

2PS-65	Short rib - 58"(1.5mm thickness)		1
2PS-67	Vent top Rib End cap		8
2PS-68	Vent top rib 31"		4
2PS-69	Stainless steel bolt M4*28		4
2PS-70	Lock nut M4		4
2PS-71	Vent top hub		1
2PS-72	Vent top cap		1
2PS-73	Electric box cover		1
2PS-74	Stainless Steel screw (dia4x30)		2
2PS-75	Electric box		1
2PS-76	Stainless steel screw dia.2.2*9.5		2
2PS-77	Hub(lower half)		2
2PS-78	Rib pin		16
2PS-79	Stainless steel bolt M5*35		4
2PS-80	Lock nut M5		8
2PS-81	Center pole - 21.6"		1
2PS-82	Rope guide insert		1
2PS-83	Positioning clip		1
2PS-84	Tubular nut - M6*49.5		1
2PS-85	Pulley		1
2PS-86	Rivet		6
2PS-87	Stainless steel bolt M8*45		1

2PS-88	Lock nut M8		1
2PS-89	Washer		1
2PS-90	Hub(lower half)		1
2PS-91	Hub(upper half)		1
2PS-92	Stainless steel bolt M5*40		4
2PS-93	Stainless steel screw M5*48		2
2PS-94	Stereo assembly		1
2PS-95	Light bulb socket assembly		1
2PS-96	Stainless steel screw M3*5		1
2PS-100	Light bulb dome		1
2PS-101	MP3 housing		1
2PS-102	MP3 holder		1
2PS-103	Stainless steel screw M3*8		2
2PS-104	Radio assembly		1
2PS-105	Remote control		
2PS-106	Remote control holder		1
2PS-107	Buttons for the purpose of disassembling radio assembly		2
2PS-108	(110/12V) Transformer		1
2PS-109	Stainless steel screw M8*30 for pillar pole		4
2PS-110	Nut(M8*dia.11*18)		4
2PS-111	Blocking piece to separate rope from wires		
2PS-112	Décor cap for M5 Nut		14
2PS-113	Décor cap for M6 Nut		1
2PS-114	Décor cap for M8 Nut		2

2PS-115	Nylon rope		1
2PS-116	Main canopy		1
2PS-117	Top Vent Cover		1
2PS-135-1	Transformer (double loops)		1
2PS-135-2	AC Power socket		1
2PS-135-3	switch		1
2PS-135-4	Long rope light 77.95"		4
2PS-135-5	Short rope light 55.12"		4
2PS-135-6	Connecting wire		1
2PS-135-7	5-core wire in pillar pole		1
2PS-135-8	5-core wire in upper and lower support arm		1
2PS-135-9	9-core wire for ribs		1
2PS-135-10	Connecting piece		1
2PS-135-11	Light bulb		1
2PS-135-12	Connecting board		1
2PS-135-13	4-core wire (1.7m)		1
2PS-135-14	4-core wire(0.32m)		1
2PS-135-15	Key panel for radio		1
2PS-135-16	Key panel for remote control		1
2PS-135-17	Radio main board		1
2PS-135-18	Antenna		1
2PS-135-19	Audio plug wire		1
2PS-135-20	Remote control		1
2PS-135-21	Stereo		1
2PS-135-22	7# Battery		5
2PS-135-23	Stainless steel screw		2

2PS-135-24	Stainless steel screw		2
------------	-----------------------	--	---